




CPE104A

IEEE 802.11ac/abgn miniPCle 2T2R Module



802.11abgn/AC miniPCle, 2T2R



CPE104A

Introduction of Products

Bointec CPE104A is a WLAN module supporting IEEE 802.11 ac/abgn standard via the miniPCe full size card.

The CPE104A is a highly integrated wireless local area network (WLAN) system-on-chip (SoC) for 2.4GHz and 5GHz applications. It enables high-performance 2x2 MIMO with two spatial streams for wireless demanding the highest robust link quality, maximum throughput and range such as Home Entertainment, Health Care, Monitor System or Industry and Enterprise applications. Thus, the CPE104A will be a perfect solution to meet these advanced conditions.

CPE104A is truly a cost-effective solution for the current wireless market with the powerful performance. Besides, it possesses 2X2 MIMO technology (2T2R). It can achieve the max throughput of 867Mbps based on its comprehensive modulation technique and supporting HT80. It is convenient for all users to use miniPCle interface in order to assemble on customer's host board or custom boards. Based on the standard size module and robust setup scheme, CPE104A provides those advantages to enhance the value of our customer's target product.

Product Highlight

- Main Chip Qualcomm Atheros QCA9892
- IEEE 802.11 ac/abgn based on 2.4GHz and 5GHz frequency band
- 2x2 MIMO Technology (2T2R)
- Support 20MHz, 40MHz and 80MHz Bandwidth
- Support 256QAM Modulation
- Max throughput 867Mbps
- 29.79 X 26.75 mm size with the same mounting hole location as the standard half mini card
- 2 SMT Ultra-miniature coaxial connectors (U.FL type)
- Operation Voltage: 3.3V
- Operating temperature: -40~85 degrees C
- RoHS compliance



Specification

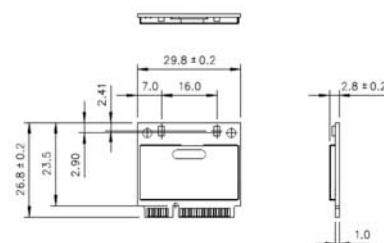
Specifications																	
Chipset	Qualcomm Atheros QCA9892-BR4B																
Data Rate	11b : up to 11Mbps 11a/g : up to 54Mbps 11n : up to 300Mbps 11ac : up to 867Mbps																
Host Interface	Mini PCIe																
Radio Operation	Output Power Tx +/- 2dB Receiver Sensitivity Rx +/- 2dB																
IEEE 802.11 b/g/n	<table border="0"> <tr> <td>20dBm @ 1~11Mbps</td> <td>-90dBm @ 1~11Mbps</td> </tr> <tr> <td>21dBm @ 6~24Mbps</td> <td>-91dBm @ 6Mbps</td> </tr> <tr> <td>18dBm @ 54Mbps</td> <td>-90dBm @ 12Mbps</td> </tr> <tr> <td>24/23dBm @ MCS0 (HT20/40)</td> <td>-75dBm @ 54Mbps</td> </tr> <tr> <td>22/21dBm @ MCS7 (HT20/40)</td> <td>-92/-90dBm @ MCS0 (HT20/40)</td> </tr> <tr> <td></td> <td>-76/-73dBm @ MCS7 (HT20/40)</td> </tr> </table>	20dBm @ 1~11Mbps	-90dBm @ 1~11Mbps	21dBm @ 6~24Mbps	-91dBm @ 6Mbps	18dBm @ 54Mbps	-90dBm @ 12Mbps	24/23dBm @ MCS0 (HT20/40)	-75dBm @ 54Mbps	22/21dBm @ MCS7 (HT20/40)	-92/-90dBm @ MCS0 (HT20/40)		-76/-73dBm @ MCS7 (HT20/40)				
20dBm @ 1~11Mbps	-90dBm @ 1~11Mbps																
21dBm @ 6~24Mbps	-91dBm @ 6Mbps																
18dBm @ 54Mbps	-90dBm @ 12Mbps																
24/23dBm @ MCS0 (HT20/40)	-75dBm @ 54Mbps																
22/21dBm @ MCS7 (HT20/40)	-92/-90dBm @ MCS0 (HT20/40)																
	-76/-73dBm @ MCS7 (HT20/40)																
IEEE 802.11a/n/ac	<table border="0"> <tr> <td>20dBm @ 6~24Mbps</td> <td>-92dBm @ 6Mbps</td> </tr> <tr> <td>15dBm @ 54Mbps</td> <td>-88dBm @ 12Mbps</td> </tr> <tr> <td>22/21dBm @ MCS0 (HT20/40)</td> <td>-74dBm @ 54Mbps</td> </tr> <tr> <td>19/18dBm @ MCS7 (HT20/40)</td> <td>-93/-90dBm @ MCS0 (HT20/40)</td> </tr> <tr> <td>22/21/21dBm @ MCS0 (VHT20/40/80)</td> <td>-74/-72dBm @ MCS7 (HT20/40)</td> </tr> <tr> <td>17/17/17dBm @ MCS8 (VHT20/40/80)</td> <td>-93/-91/-87dBm @ MCS0 (VHT20/40/80)</td> </tr> <tr> <td>16/16dBm @ MCS9 (VHT40/80)</td> <td>-70/-68/-64dBm @ MCS8 (VHT20/40/80)</td> </tr> <tr> <td></td> <td>-66/-62dBm @ MCS9 (VHT40/80)</td> </tr> </table>	20dBm @ 6~24Mbps	-92dBm @ 6Mbps	15dBm @ 54Mbps	-88dBm @ 12Mbps	22/21dBm @ MCS0 (HT20/40)	-74dBm @ 54Mbps	19/18dBm @ MCS7 (HT20/40)	-93/-90dBm @ MCS0 (HT20/40)	22/21/21dBm @ MCS0 (VHT20/40/80)	-74/-72dBm @ MCS7 (HT20/40)	17/17/17dBm @ MCS8 (VHT20/40/80)	-93/-91/-87dBm @ MCS0 (VHT20/40/80)	16/16dBm @ MCS9 (VHT40/80)	-70/-68/-64dBm @ MCS8 (VHT20/40/80)		-66/-62dBm @ MCS9 (VHT40/80)
20dBm @ 6~24Mbps	-92dBm @ 6Mbps																
15dBm @ 54Mbps	-88dBm @ 12Mbps																
22/21dBm @ MCS0 (HT20/40)	-74dBm @ 54Mbps																
19/18dBm @ MCS7 (HT20/40)	-93/-90dBm @ MCS0 (HT20/40)																
22/21/21dBm @ MCS0 (VHT20/40/80)	-74/-72dBm @ MCS7 (HT20/40)																
17/17/17dBm @ MCS8 (VHT20/40/80)	-93/-91/-87dBm @ MCS0 (VHT20/40/80)																
16/16dBm @ MCS9 (VHT40/80)	-70/-68/-64dBm @ MCS8 (VHT20/40/80)																
	-66/-62dBm @ MCS9 (VHT40/80)																
Antenna Interface	U.FL x2 for 2T2R																
Dimension	26.75 (L) mm X 29.79 (W) mm																
Operating Voltage	3.3V +/- 5%																
Operating Temperature	Operating Temperature Range: -40°C to 85°C Storage Temperature Range: -40°C to +90°C Operating Humidity (non-condensing): 10% ~ 90% Storage Humidity (non-condensing): 5% to 90%																

Product quick glance

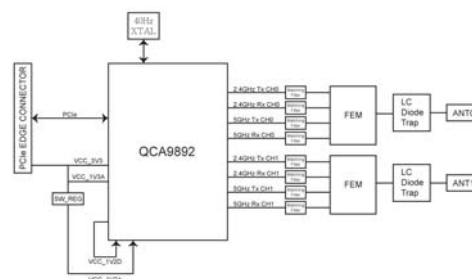


ME Drawing/placement

PCB Dimension



Block Diagram



Ordering Information

PART NUMBER	DESCRIPTION
TFGA-CPE104A-11	802.11 abgn/AC, 2T2R, miniPCIe half size
T.CPE104A	CPE104A, Single packaged

Bointec Authorized Distributor



We are Your Partner more than Business



(C)BOINTEC. All rights reserved. Bointec & the Bointec logo are the trademarks of Tajet Bointec, which may be registered in some jurisdictions. All other brands and product names are registered trademarks of their respective holders. Information supplied by Bointec is believed to be accurate and reliable. Bointec assumes no responsibility for any errors in this brochure. Bointec reserves the right, without notice, to make changes in product design or specifications.